



»» Features

- Heavy duty 40A general purpose PCB Power Relay.
- Available for top faston, flux tight, sealed versions.
- UL Class F as standard.
- Special design for UPS, power supply of high rating application.
- Comply with RoHS-Directive 2011/65/EU.

»» Type List

Terminal style	Contact form	Insulation system	Designation			
			Open type	Flux tight	Sealed type	Sealed type washable
PCB terminal	1A (SPNO)	F	832HA-1A-F	832HA-1A-F-C	832HA-1A-F-V	832HA-1A-F-S
	1B (SPNC)	F	832HA-1B-F	832HA-1B-F-C	832HA-1B-F-V	832HA-1B-F-S
	1C (SPDT)	F	832HA-1C-F	832HA-1C-F-C	832HA-1C-F-V	832HA-1C-F-S
WP (PCB terminal & Quick terminal)	1A (SPNO)	F	832HAWP-1A-F	832HAWP-1A-F-C	832HAWP-1A-F-V	832HAWP-1A-F-S
	1B (SPNC)	F	832HAWP-1B-F	832HAWP-1B-F-C	832HAWP-1B-F-V	832HAWP-1B-F-S
	1C (SPDT)	F	832HAWP-1C-F	832HAWP-1C-F-C	832HAWP-1C-F-V	832HAWP-1C-F-S

»» Ordering Information

832 HA - 1A - F -
 1 2 3 4 5 6 7

- | | |
|--|---|
| 1. 832 -- Basic series designation
2. HA -- High power type
3. Blank -- PCB terminal
W -- Quick terminal
WP -- PCB terminal & Quick terminal
4. 1A -- Single pole normally open
1B -- Single pole normally closed
1C -- Single pole double throw
5. F -- Class F | 6. Blank -- Open type
C -- Flux tight
V -- Sealed type
S -- Sealed type washable
C1 -- With flanged cover
S1 -- Sealed type washable with flanged cover
7. <input type="checkbox"/> -- Coil voltage (please refer to the coil rating data for the availability) |
|--|---|

»» Contact Rating

Resistive load	NO: 40A 240VAC ; NC: 40A 240VAC
----------------	---------------------------------

»» Coil Rating (DC)

Rated voltage (V)	Rated current ±10 % at 23°C (mA)	Coil resistance ±10 % at 23°C (Ω)	Max. continuous voltage at 70°C	Pick up voltage(Max.) at 23°C	Drop out voltage(Min.) at 23°C	Power consumption at rated voltage
5	185	27	110 % of rated voltage	80 % of rated voltage	10 % of rated voltage	approx. 0.93W
6	150	40				
12	77	155				
24	36	660				
48	18	2560				

832HA

»» Specification

Contact material	AgSnO alloy	
Contact resistance ⁽¹⁾	50mΩ Max. (1A/6VDC by 4 pipes mΩ meter)	
Operate time ⁽¹⁾	15 ms Max.	
Release time ⁽¹⁾	10 ms Max.	
Insulation resistance ⁽¹⁾	1000 MΩ Min. (DC 500V)	
Surge voltage withstand	Between contact and coil : 6KV 1.2X50μS	
Dielectric strength ⁽¹⁾	Between open contact	: AC 1500V , 50/60Hz 1min.
	Between contact and coil	: AC 2500V , 50/60Hz 1min.
Vibration resistance	Operating extremes	10 ~ 55Hz , amplitude 1.5 mm
	Damage limits	10 ~ 55Hz , amplitude 1.5 mm
Shock resistance	Operating extremes	10G
	Damage limits	100G
Life expectancy	Mechanical	2,000,000 operations (frequency 18,000 operations/hr)
	Electrical	NO:30,000 operations NC:10,000 operations (frequency 900 operations/hr)
Operating ambient temperature	-55 ~ +70°C (no freezing)	
Weight	Approx. 22 g (open type), 27g (with cover), 36g (WP) , 38g (W)	

Note : (1) initial value

»» Safety Approval

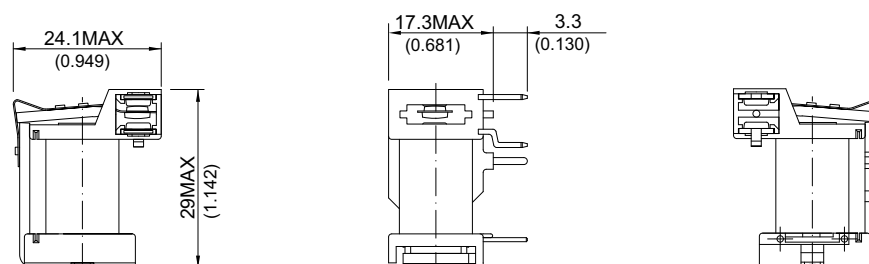
Certified	UL / CUL
File No.	E88991

»» Safety Approval Rating

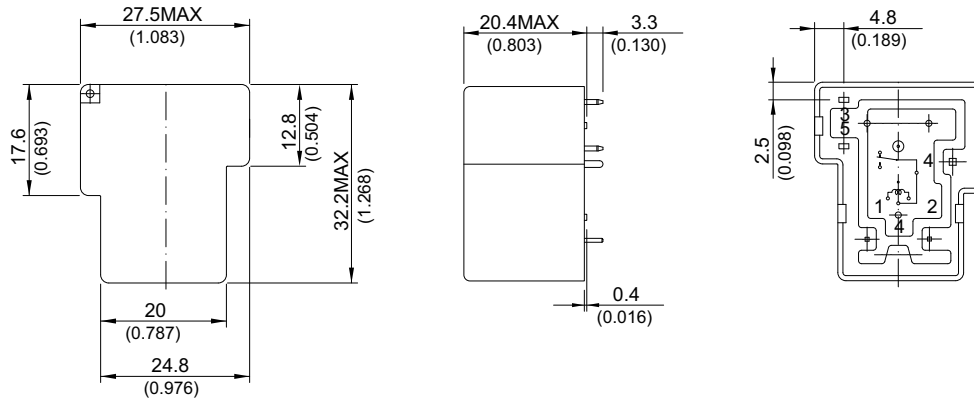
UL / CUL
NO: 40A 277VAC
NC: 40A 277VAC

»» Outline Dimensions

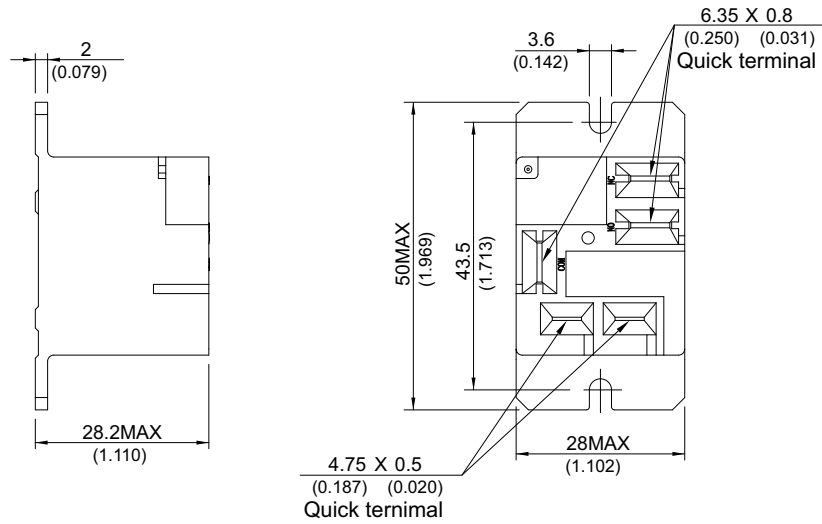
◆832HA(OPEN)



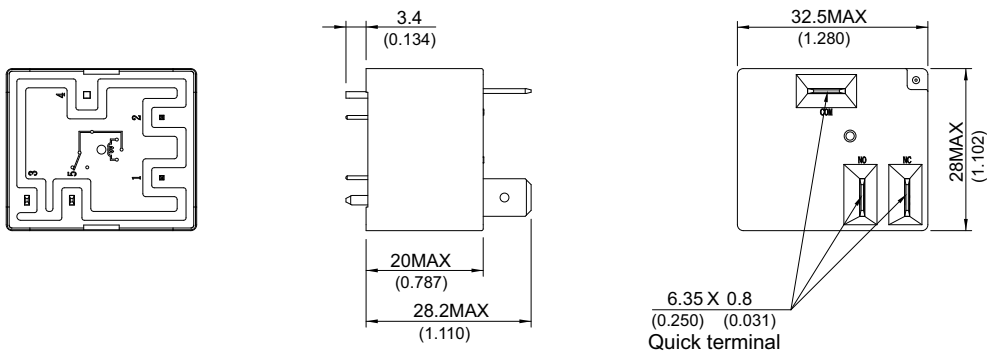
◆ 832HA



◆ 832HAW



◆ 832HAWP

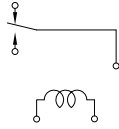


832HA

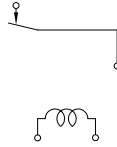
»» Wiring Diagram

BOTTOM VIEW

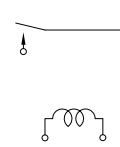
1C



1B



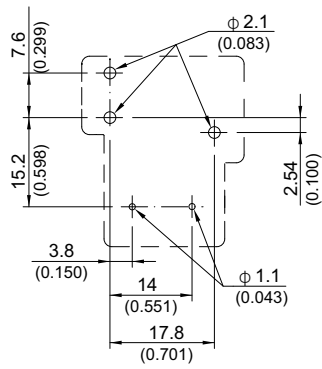
1A



»» PC Board Layout

BOTTOM VIEW

◆ 832HA



◆ 832HAWP

